

digiLED DF



SERIES

INTERACTIVE LED FLOOR SCREEN



ROBUST AND WATERPROOF
HIGH CONTRAST
TRULY VIVID COLOURS

TOUGHER, BETTER, SMOOTHER

With precision engineering and seamless splicing the DF 5 and 6 (part of the digiLED DF Series) are a fully interactive display system for a totally immersive experience in man and machine technology.

THE LED
SCREEN
EXPERTS




Precision engineered

The cabinets are CNC machined for absolute accuracy and based on the universal 500 x 500mm matrix the chassis slide together for a truly seamless finish.

Innovative mask design

The LED louvres are made of high transparency and wear resistant material giving the advantages of uniform light transmission, which provides uniform colour and a fantastic viewing angles and excellent anti-scratch and anti-wear performance.





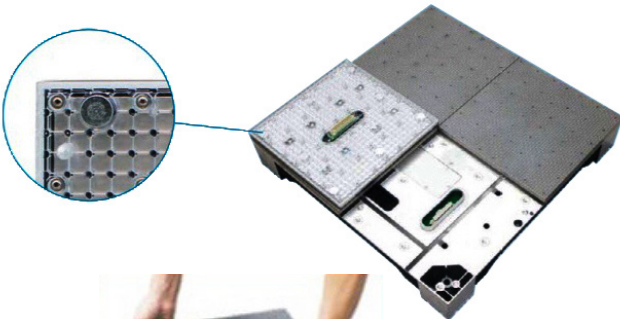
Waterproof front and back

The design features a waterproof finish up to IP65 rating on the front and up to IP54 on the rear of the cabinets. This enhances the already robust features to include applications where moisture and water proofing is needed.



Reliability

Robust and with reliable components the DF6 is able to give reliable service that you can depend on. If in any event that something needs swapping over it is an easy and straightforward procedure with minimal downtime.



Interactive

Built in patented man and machine interaction features allow a fully interactive experience that gives it the absolute WOW factor when it comes to interacting between media and live moments. With built in sensors consisting of 16 well placed modules in the LED tiles it reduces the lag to 0.01s from action to image.



Front maintenance

Magnetic LED tiles fix direct to the main chassis and can be swapped in under 3 seconds. Plug and play connectors on the back of each tile makes replacement and maintenance easy.





	DF5 5200	DF6 6250
Physical Pixel Pitch (HxV) mm	5.2	6.25
Pixel Configuration	SMD 3-in-1	
Pixel Resolution (Width/Height) pixels/module	96/96	80/80
Panel Dimensions (W x H x D) mm	500 x 500 x 84	
Standard Panel Area m2	0.25	
Standard Panel Weight kg	13	
Ingress Protection (Front/Rear)	IP65/IP54	
Maintenance Access	All Front	
Refresh Rate Hz	960 to 3840	
Brightness (Normal) nits	>3500	>4000
Viewing Angle (V/H) degrees	140/140	
Input Voltage VAC	110~240	
Normal Input Power (Average) watts/m2	80	
Normal Input Power (Maximum) watts/m2	240	
Control System	NovaStar	
Mitering	Yes including 90 degrees	
Certification	CE, EMC, FCC	

Peak (max.) input power figures are an approximation for guidance purposes only and should not be relied upon. Figures can change subject to LED type and brightness. Average figures are a typical assumption based on 30% of the peak value and may vary according to usage and media content shown. All specifications are correct at time of print, however they are liable to change and should be confirmed at point of order. E&OE.





digiLED

Contact T +44 0 20 7381 7840 info@digiLED.com www.digiLED.com

THE LED
SCREEN
EXPERTS